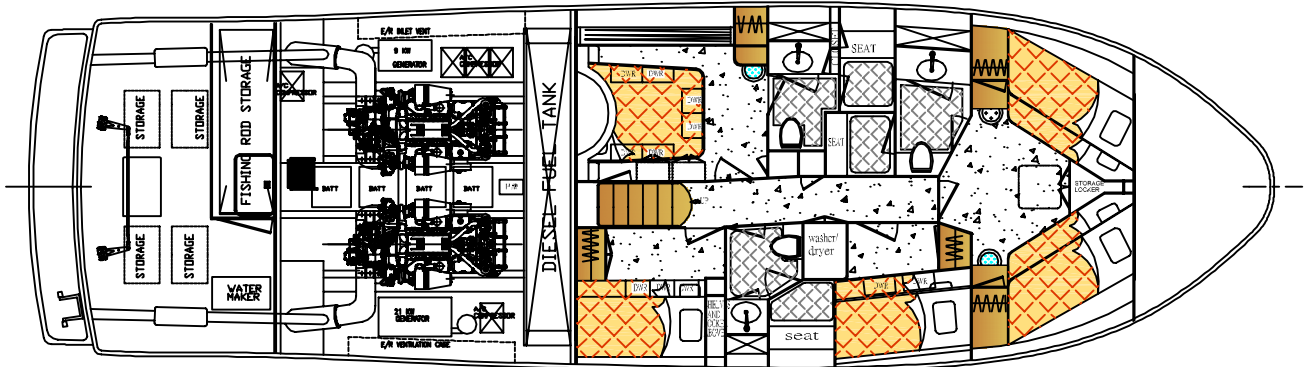
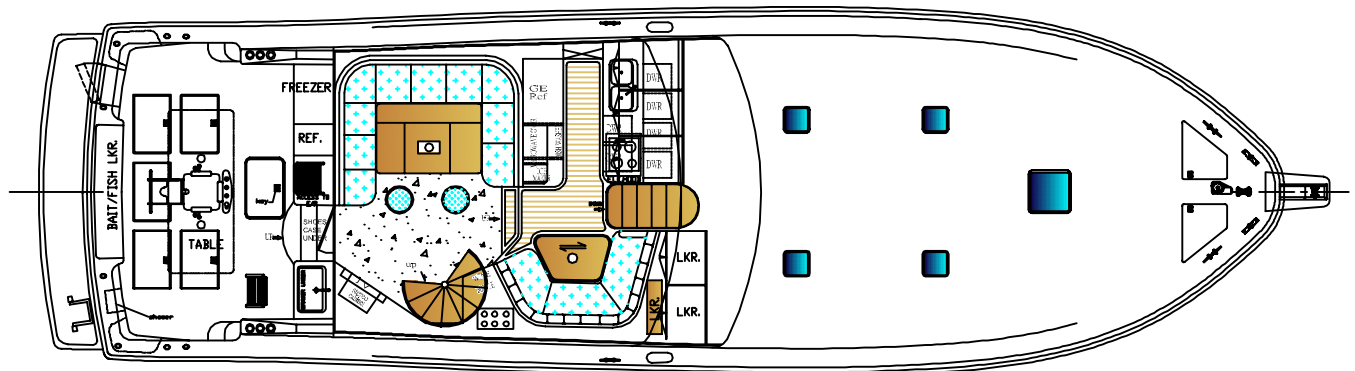
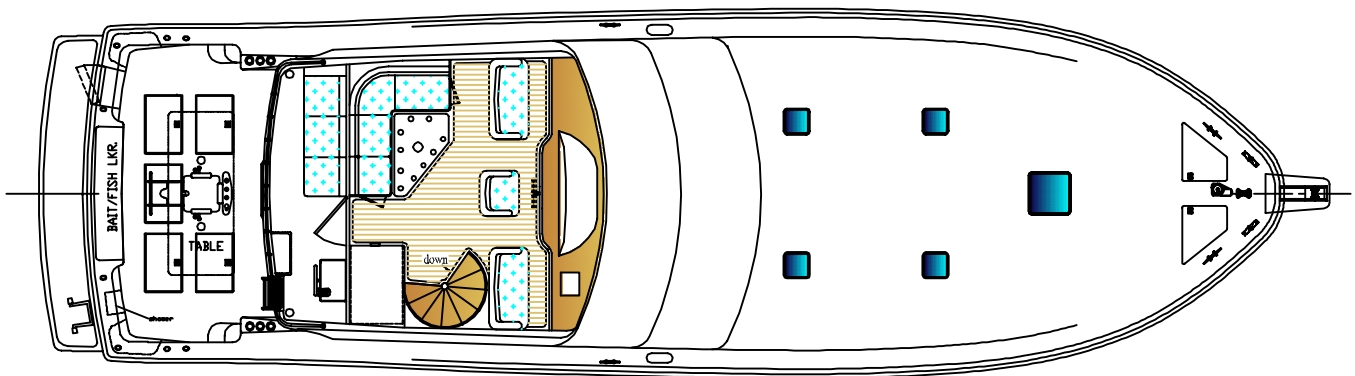


**SPECIFICATION:**

L.O.A.....20.21M (66'-4")  
 Hull length.....18.72M (61'-5")  
 Max Beam.....5.76M (18'-10")  
 Full load displacement approx. (excluding options).....47.5 Tons  
 Fuel tanks capacity.....6,000 Lts  
 Fresh water tanks capacity.....1,200 Lts  
 Sleeping capacity.....10 P  
 Engines.....Caterpillar C-30 1,550BHP x 2



**President 610 Sport Fisher**

ALL SPECIFICATIONS & EQUIPMENT SUBJECT TO CHANGE WITHOUT NOTICE  
 DRAWINGS MAY SHOW OWNER OR DEALER INSTALLED OPTIONS  
 THIS DRAWING AND THE INFORMATION CONTAINED HEREON IS AND  
 REMAINS THE PROPERTY OF PRESIDENT BOAT INTERNATIONAL CO., LTD. ITS  
 REPRODUCTION IN ANY WAY OR USE FOR ANY PURPOSE OTHER THAN THAT  
 INTENDED IS EXPRESSLY FORBIDDEN

Profile & General Arrangement
Drawing No.: P610SF-01
Date: Dec. 09, 2009
President Boat International Co., Ltd. Taiwan