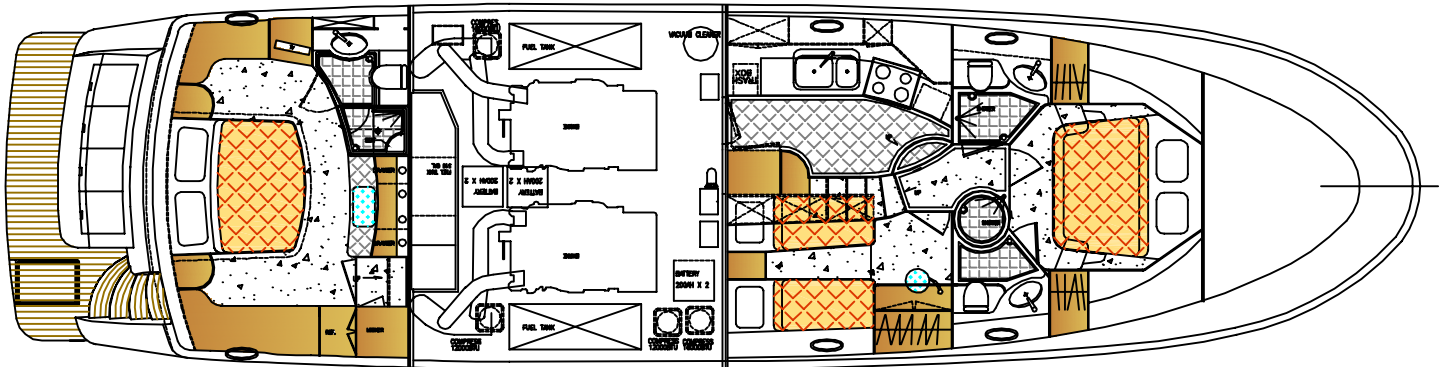
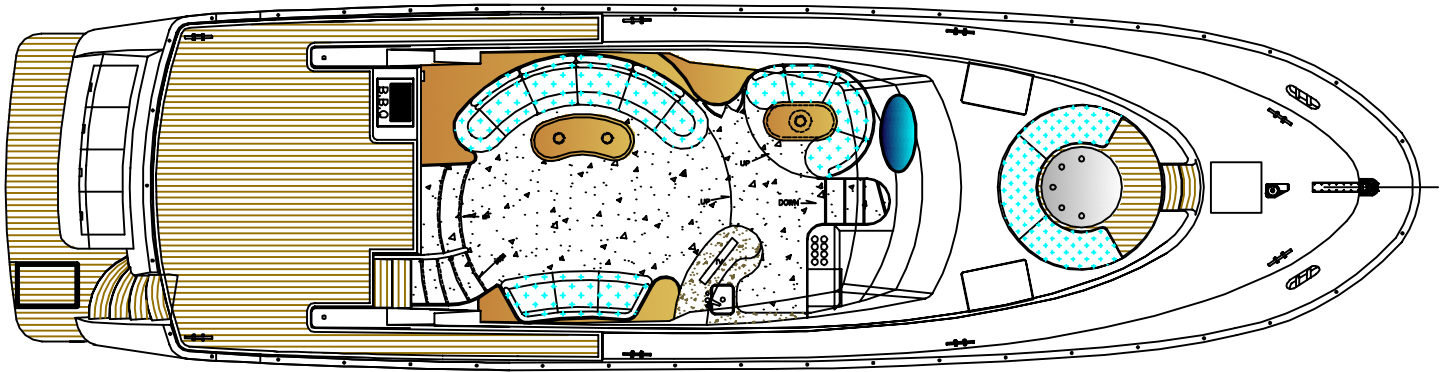
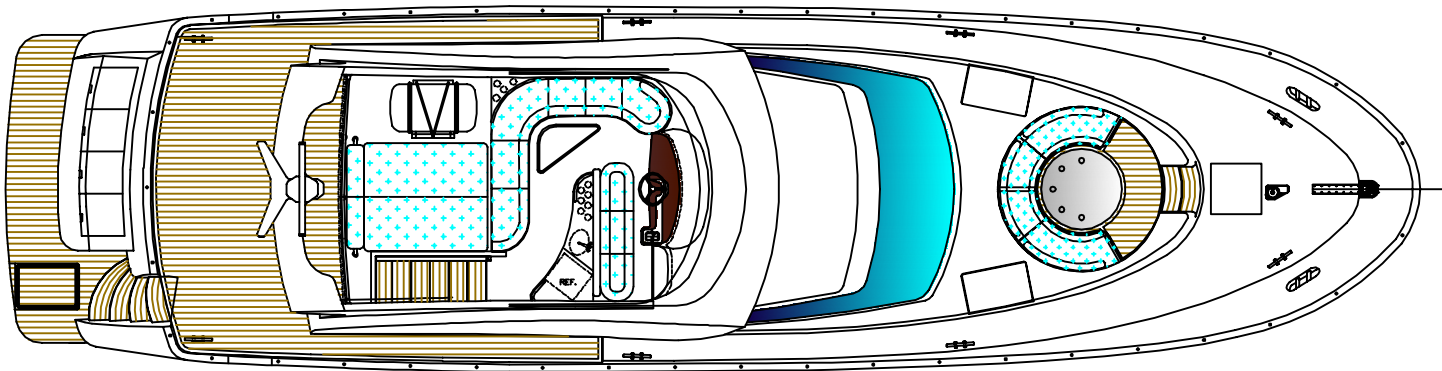



SPECIFICATIONS:

| | |
|---|------------------------------|
| Maximum length (including swim platform)..... | 19.59 M (64'-2") |
| Maximum Beam..... | 5.06 M (16'-7") |
| Fuel Tank Capacity..... | 3,785 L (1,000 US Gals) |
| Fresh Water Tank Capacity..... | 946 L (250 US Gals) |
| Engine..... | Twin MAN V8-1000, 1000HP x 2 |



President 630 Motor Yacht

ALL SPECIFICATIONS & EQUIPMENT SUBJECT TO CHANGE WITHOUT NOTICE
 DRAWINGS MAY SHOW OWNER OR DEALER INSTALLED OPTIONS
 THIS DRAWING AND THE INFORMATION CONTAINED HEREON IS AND
 REMAINS THE PROPERTY OF PRESIDENT BOAT INTERNATIONAL CO., LTD. ITS
 REPRODUCTION IN ANY WAY OR USE FOR ANY PURPOSE OTHER THAN THAT
 INTENDED IS EXPRESSLY FORBIDDEN

| |
|---|
| Profile & General Arrangement |
| Drawing No.: P630MY-002 |
| Date: May 11, 2010 |
| President Boat International Co., Ltd. Taiwan |