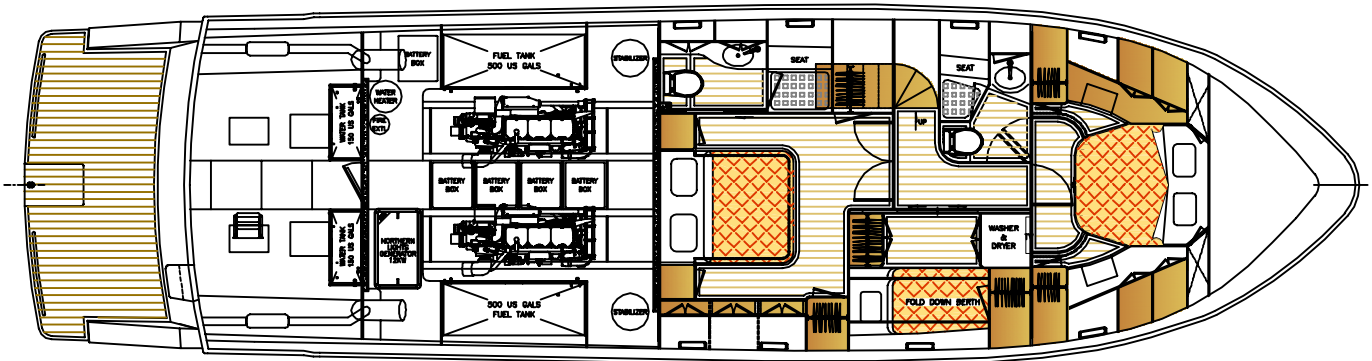
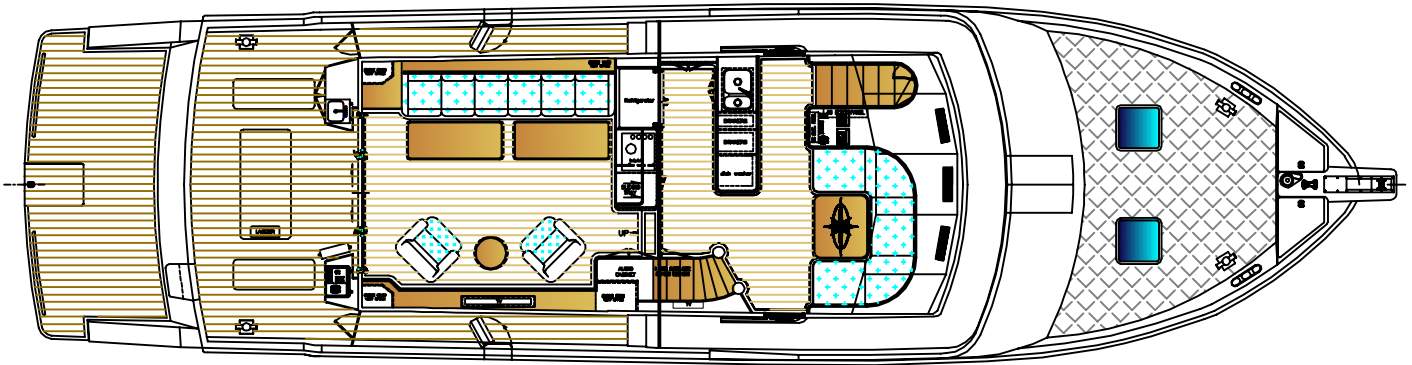
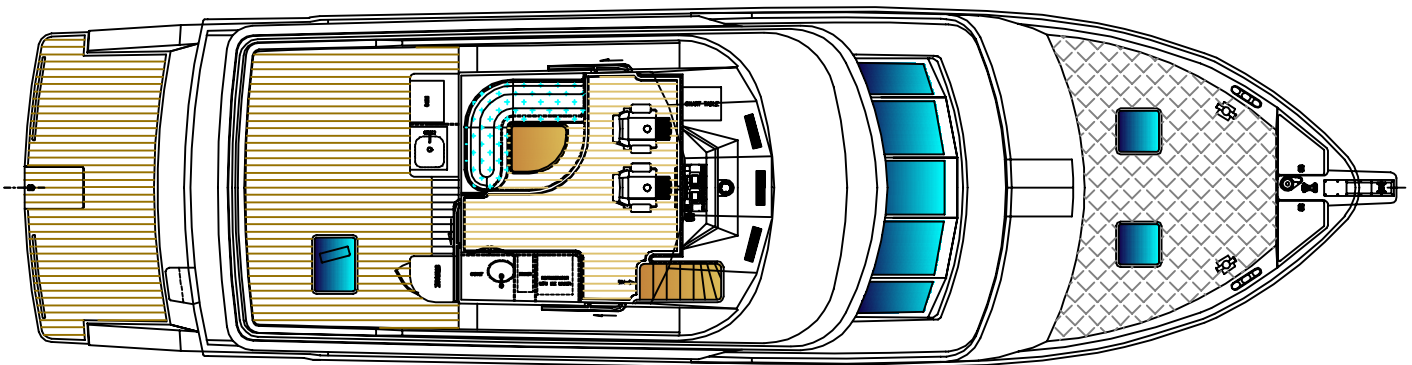


SPECIFICATION:

L.O.A (including bow pulpit and swim platform).....67'-10"
 Hull Length (including swim platform).....65'-11"
 Deck Length.....58'-3"
 Max. Beam (including moulded rub rail).....18'-0"
 Fuel Tank Capacity.....1000 US GALS
 Fresh Water Tank Capacity.....300 US GALS



President 660 PILOTHOUSE

ALL SPECIFICATIONS & EQUIPMENT SUBJECT TO CHANGE WITHOUT NOTICE
 DRAWINGS MAY SHOW OWNER OR DEALER INSTALLED OPTIONS
 THIS DRAWING AND THE INFORMATION CONTAINED HEREON IS AND REMAINS
 THE PROPERTY OF PRESIDENT BOAT INTERNATIONAL CO. LTD. ITS
 REPRODUCTION IN ANY WAY OR USE FOR ANY PURPOSE OTHER THAN THAT
 INTENDED IS EXPRESSLY FORBIDDEN

Profile & General Arrangement
Drawing No.: P660PH - 001
Date: Dec. 15, 2009
President Boat International Co., Ltd. Taiwan